

## ENGLISH

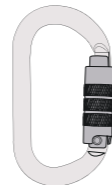
**Applic to pulley :** HT-R05T / HT-R05

**Manufacturer:** HOATER (Hangzhou) Safety Technology Co., Ltd.  
3507, Xinghui Center, No. 723 Dayuan Road, Lin'an District, Hangzhou City, Zhejiang Province, China

**Notified body for EU type examination and production control:**  
APAVE SUDEUROPE SAS (n°0082) 8 rue Jean Jacques Vernazza - Z.A.C. Saumaty-Séon - CS 60193 - 13322 MARSEILLE CEDEX 16



Screw lock carabiner  
Model: HT-R05T



Twist lock carabiner  
Model: HT-R05

Gate Opening=19mm Class B

The connector HT-R05/HT-R05T is classed as a personal protective Equipment(PPE) by the European Regulation 2016/425 and has been shown to comply with this regulation through the Harmonized European Standard EN362:2004.

This product is designed to provide protection against falling from a height. If the product is re-sold outside the original country of destination the reseller shall provide instructions for use, for maintenance, for periodic examination and for repair in the language of the country in which the product is to be used.

### CAREFULLY READ THESE INSTRUCTIONS BEFORE USING THIS PRODUCT

#### Carabiner Operation

To connect the carabiner to the connection point, rotate the gate clockwise and push to the center of the carabiner. When positioned around a connection point, release the gate to close and lock.

#### Warning

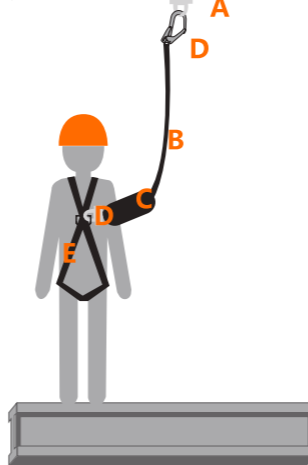
- The connector must always be used with the gate closed and locked. Its strength is greatly reduced if the gate is open.
  - Systematically verify the gate is closed by pressing it with your hand and lock carabiner manually if necessary.
  - In certain environments contaminants such as mud, sand, paint, ice, dirty water, etc can prevent the automatic locking system from working.
  - The connector is strongest when closed and loaded on its major axis. Any other positions reduces its strength.
  - Any constraint or external pressure is dangerous.
  - Hazards that may affect the performance of the equipment and corresponding safety precautions that have to be observed e.g: extremes of temperature, trailing or looping of lanyards or lifelines over sharp edges, chemical reagents, electrical conductivity, cutting, abrasion, climatic exposure, pendulum falls.
  - Medical conditions that could affect the safety user in normal and emergency use of the equipment. Such as acrophobia etc.
  - This equipment should be a personal issue item.
  - Dangers may arise by use of combinations of items of equipment in which the safe function of any one item is affected by or interferes with the safe functions of another. Ensure the compatibility of items of equipment when assembled into a system.
  - when use carabiner that care should be taken to avoid loading a connector across its gate.
  - After use carabiner, maintenance procedures as relevant to the equipment, e.g. Lubrication.
  - A full body harness is only acceptable body holding device that can be used in a fall arrest system.
- the regular periodic examinations are necessary, and that the safety of users depends upon the continued efficiency and durability of the equipment.

#### Limitation of Use

It is designed to be used as connector for fall arrest, work positioning, restraint, suspension, or rescue systems. This product must not be loaded beyond its strength rating, nor be used for any purpose other than for which it is designed. The carabiner should only be used where the user does not have to attach and remove the connector frequently, i.e many times during a working day.

#### Anchor Point

It is essential to verify the free space required beneath the user at work place before each occasion of use, so that, in the case of a fall, there will be no collision with the ground or other obstacle in the fall path. Avoid using in extremes of temperature, trailing or looping of lanyards of lifelines over sharp edges, chemical reagents, cutting, abrasion, climatic exposure & pendulum falls. The anchorage point should conform to EN795, be chosen so as to avoid collision with other objects in the event of a fall. The anchor device or anchor point for fall arrest system should always be positioned, and the work carried out in such a way, as to minimise both the potential for falls and potential fall distance. The shape and construction of the anchor device/ point shall not allow to self-acting disconnection of the equipment. Minimal static strength of anchor device/point is 12 kn. This connector must be used in conjunction with equipment which conform to the European standards (EN 362-EN361 - EN795 - EN363 - etc.) and the user need make sure all recommendations of every equipment composing the fall arrest system are understood and applied. The connector must be attached to the fall arrest attachment point of the harness or the anchor point. (example like the picture as below)



- A anchor point
- B lanyard
- C energy absorber
- D connector
- E full body harness

#### Lifespan

The expected lifespan of the connector is 10 years, but inspection before each use is obligatory. The lifespan greatly depends upon the conditions of use.

#### Compatibility

Connectors must be compatible with other system components: full body harness, energy absorber and lanyard. Non-compatible connectors may unintentionally disengage. Fall protection systems must conform to EN363. A full body harness is the only acceptable body holding device that can be used in a fall arrest system. The length of the connector should be taken into account when used in any fall arrest system, as it will influence the length of a fall.

#### Pre-use Visual Inspection

Always do a visual inspection of the karabiner immediately before use to ensure that it is in a serviceable condition and operates correctly;

The karabiner should have no sharp, burr, damaged, missing part, cracks, nicks or breaks in the metal. Karabiner should have no deformation, sign of corrosion, heat damage. Carabiner should have good function. Equipment is withdraw from use immediately if:  
1/ any doubt arise about its condition for safe use or;  
2/ it have been used to arrest a fall and must not be used again until confirmed in writing by a competent person that it is acceptable to do so.

#### Periodic examination

The carabiner must be inspected by a competent person other than the user at intervals. The competent person inspection is referred to as Formal Inspection. Recommendation: in regard to the frequency of periodic examinations, taking account of such factors as legislation, equipment type, frequency of use, and environmental conditions. The periodic examination frequency shall be at least every 12 months. Warning to emphasize that periodic examinations are only to be conducted by a competent person for periodic examination and strictly in accordance with the manufacturer's periodic examination procedures. Check the legibility of the product markings in periodic examination.

#### Formal inspection checklist and code

Type of Part Insp	Condition	Code	Overall Assessment code
Metallic	Deformed/fractured	M1	MA-Metallic acceptable
	Corroded/deep pits	M2	
	Missing/lose	M3	
	Heat exposure	M4	
	Chemical exposure	M5	MN-Metallic not acceptable
	Burrs/Sharp edge	M6	
	Cuts/deep nicks	M7	
	Malfunction	M8	
Other	M9		

#### Trained User

Ensure that the medical conditions of the user is fit for using the equipment; the equipment shall only be used by a person trained and competent in its safe use; A rescue plan needs to be established to deal with any emergencies that could arise during the work. Users must be aware that forces experienced during the arrest of a fall or prolonged suspension may cause bodily injury.

#### Rescue

Before and during use, consideration should be given as to how any rescue could be safely and efficiently carried out.

#### Storage & Transportation

Store the carabiner in a cool, dry and clean place out of direct sunlight. Avoid area where heat, moisture, light, oil, or their vapours or other degrading elements may be present. For transporting the carabiner, it should be packed in a poly bag with desiccant and not together with any sharp edged tools.

#### Repair & Replace

Do not make any alterations or additions to the equipment without the manufacturer's prior written consent. And any repair shall only be carried out in accordance with the manufacturer's procedures. Repair shall be conducted by a competent person.

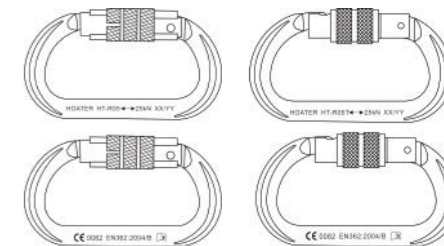
#### Cleaning

Clean carabiner with a lightly oiled cloth. Excessive accumulation of dirt, paint or other foreign matter may prevent proper function of karabiner. Questions concerning the condition of your carabiner, or have any doubt about putting into service, please contact with qualified safety engineer or contact HOATER. When the equipment becomes wet, either from being in use or when due to cleaning, it shall be allowed to dry naturally, and shall be kept away from direct heat.

#### Material

HT-R05/ HT-R05T made by Aluminum;

#### Marking



The product is marked with:

↔ Means the major axis gate closed and locked, 25kN means loading rate; HOATER means brand name and HT-R05T means model number; XX/YY: batch number XX express month, YY express year. CE means conform according to Regulation 2016/425; the vertical dimension of the CE marking is not less than 5mm 0082 means notified body number (8 rue Jean Jacques Vernazza - Z.A.C. Saumaty-Séon - CS 60193 - 13322 MARSEILLE CEDEX 16) inclusive product control phase; EN362:2004: means European standard and public year, Class B means level of connector; ⓘ Means "Always read and follow the warnings and instructions for use"

**Warning:** The marking should be periodically checked for the legibility and marking shall be clearly, durably and permanently marked by any mean without effect on material.

#### Declaration of conformity

Declaration of conformity for harness HT-R05/HT-R05T available on www.hoater.com

#### Record

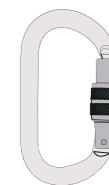
Keep a record for each carabiner.

## CHINESE

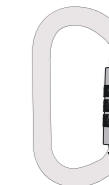
货号: HT-R05T / HT-R05

制造商: 霍安克 (杭州) 安全技术有限公司  
中国浙江省杭州市临安区大园路 723 号星汇中心 3507

欧盟型式检验和生产控制认证机构:  
APAVE SUDEUROPE SAS (n°0082) 8 rue Jean Jacques Vernazza - Z.A.C. Saumaty-Séon - CS 60193 - 13322 MARSEILLE CEDEX 16



Screw lock carabiner  
Model: HT-R05T



Twist lock carabiner  
Model: HT-R05

Gate Opening=19mm Class B

连接器 HT-R05/HT-R05T 被欧洲法规 2016/425 归类为个人防护设备 (PPE), 并通过欧洲协调标准 EN362:2004 证明符合该法规。本产品旨在提供防止从高处坠落的保护。如果产品在原目的地国家/地区以外销售, 经销商应以产品使用所在国家/地区的语言提供使用、维护、定期检查和维修说明。

**HOATER**

个人装备: 救援、攀登、绳索、器材专业制造商

Professional manufacturer of industrial, outdoor, rope, equipment



Made in China  
Hangzhou City, Zhejiang Province, China  
3507, Xinghui Center, No. 723 Dayuan Road, Lin'an District,  
杭州市临安区大园路 723 号星汇中心 3507  
E-mail: sales@hoater.com Web: www.hoater.com  
Tel: 0086-571-61077737 Fax: 0086-571-61077732  
HOATER (Hangzhou) Safety Technology Co., Ltd.  
霍安克 (杭州) 安全技术有限公司

**HOATER**

