



使用说明书

Instructions for use

个人装备：救援、攀登、绳索、器材专业制造商

Professional manufacturer of industrial, outdoor, rope, equipment



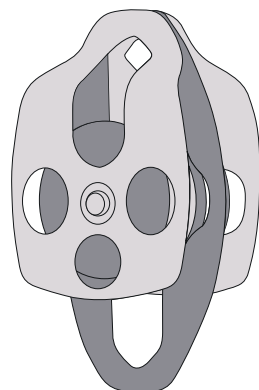
Made in China
Hangzhou City, Zhejiang Province, China
3507, Xinghui Center, No. 723 Dayuan Road, Lin'an District
杭州市临安区天目山路723号 3507
E-mail: sales@hoater.net Web: www.hoater.com
Tel: 0086-571-6107757 Fax: 0086-571-6107752
HOATER (Hangzhou) Safety Technology Co., Ltd.
霍安英 (杭州) 安全技术有限公司

ENGLISH

Applic to pulley : HT-P04

Manufacturer: HOATER (Hangzhou) Safety Technology Co., Ltd.
3507, Xinghui Center, No. 723 Dayuan Road, Lin'an District, Hangzhou City, Zhejiang Province, China

Notified body for EU type examination and production control:
VVUU a.s (1019) Pikartská 1337/7, Ostrava-Radvanice, 716 07, Czech Republic



The use of HT-P04 Pulley is intended for mountaineering, climbing and related activities. This product meet European Standard EN12278:2007. If the product is re-sold outside the original country of destination the reseller shall provide instructions for use, for maintenance, for periodic examination and for repair in the language of the country in which the product is to be used.

WARNING

This product is for climbing and mountaineering only. Climbing and mountaineering are dangerous. Understand and accept the risks involved before participating. Minors and others not able to assume this responsibility must be under the direct control of an experienced and responsible person. You are responsible for your own actions and decisions. Before using this product, read and understand all instructions and warnings that accompany it and familiarize yourself with its proper use, capabilities and limitations. Seek qualified instruction. Do not modify this product in any way. Failure to read and follow these warnings can result in severe injury or death!

LIMITATIONS:

- Consider the following application limitations before using this equipment: The equipment shall not be used outside its limitations, or for any purpose other than that for which it is intended.
- The product should only be used by trained and/or otherwise competent persons or the user should be under the direct supervision of a trained and/or competent person.
- No more than one personal protective system may be connected at one time. During the use, User use equipment must under supervision. Ensure compatibility of all other products used with the equipment when assembled into a system.
6. The user should carry out a pre-use check of the equipment, to ensure that it is in a serviceable condition and operates correctly before it is used.
7. This product is designed for use in normal climatic conditions (-40°C - +50°C). Wet and icy conditions will not reduce the strength of this product. It may be suitable for other conditions, please consult your supplier.
8. Dangers May arise by use of combinations of items of equipment in which the safe function of any one item is affected by or interferes with the safe functions of another. Ensure the compatibility of items of equipment when assembled into a system;
9. No special transportation precautions are necessary; however, avoid all contact with chemical reagents or other corrosive substances.
10. Care must be taken to avoid loading this product over edges and other obstructions. Check the anticipated orientation during loading before use.

11. Anchors.

11.1 The anchorage point of the fall arrest system should be above the position of the user and conform to EN795:2012 and have a minimum strength of 12kN.

11.2 Positioning of the anchorage point is crucial for safe fall arrest and this must take into account the anticipated fall distance including rope stretch, the deployment of the shock absorption system (where used) and the length of the connector so that obstructions (such as the ground) may be safely avoided.

11.3 Mountaineering: the user is advised that the security of any rock, snow or ice (or any combination of these) anchorage point (belay) natural or unnatural cannot be guaranteed as safe and therefore good judgment by the user is a necessity in order to obtain adequate protection.

BEFORE USE

The techniques employed in the proper and safe use of this equipment may only be learned through PERSONAL instruction received from an instructor who is well-qualified in all phases of vertical rope work. Such instruction will include an evaluation of your comprehension of, and ability to perform, the tasks required to safely and efficiently use this equipment. Never attempt its use until you have received such instruction and are believed competent by your instructor.

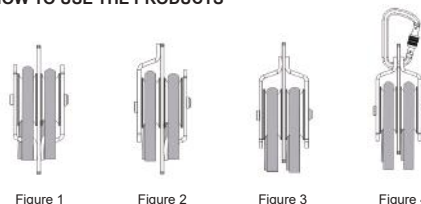
INSPECTION

Pulleys must be visually and manually inspected before and after each use to verify that the device is operating correctly. Any product which has been withdrawn from service must be inspected by a competent person and may only be returned to service if said competent person authorizes in writing the use of that product. Where any product fails an inspection, has been used in a live rescue (not training) and/or has seen the force of a fall, it is to be immediately taken out of service and tagged unusable. Such products must be certified by the manufacturer or their representative prior to re-installment to service.

During the user inspection you must:

- A) The sheave rotates freely in the assembly;
- B) Ensure there is no dirt build up in the area of the sheave and pulley cheeks;
- C) There is no deformation of the pulley cheeks;
- D) There is no corrosion of the metal components;
- E) There are no cracks or breaks in the body of the pulley

HOW TO USE THE PRODUCTS



- (1) Installing the rope according to Figure 1
- (2) Swivel the two side of outside panel, like figure 2 and figure 3
- (3) Use the figure 4 type carabiner to connect the main attachment point.

Note: Use this product with other compatible CE certified mountaineering equipment.

Warning

Immediately retire the devices if:

- it fails to pass inspection,
- it has been subjected to a major fall or load,
- you do not know its full usage history, - it is non conforming to updated norms, not suitable or compatible to the present techniques,
- you have any doubts as to its integrity. To prevent future use, destroy retired equipment.

When suspect that the product is no more safety and reliable, please contact the manufacturer or the distributor.

MAINTENANCE AFTER USE

Carefully clean with clear water (no soap) and dry this pulley to remove all dirt or foreign material and moisture. Minor sharp edges may be smoothed with a fine abrasive cloth, before cleaning. No lubrication is required. Do Not Disassemble. Store in a clean, dry place.

REMOVAL FROM SERVICE

REMOVAL FROM SERVICE

This pulley should be removed from service if it has been dropped, or exposed to heat sufficient to alter its surface appearance, or if distortion of any part is apparent, or if any cracks are apparent, or if it has scratches or gouges of more than a superficial nature, or the pulley has been disassembled. The cost to inspect and repair a pulley that is visually damaged, or that may have been damaged by impact loading or other abuse, will exceed the cost of its replacement with a new model.

LIFESPAN

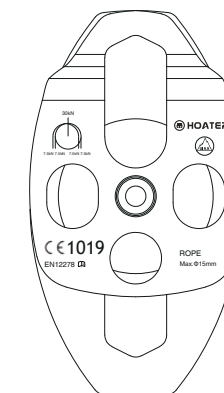
The service life of pulleys is largely dependent on the type of use and the environment used in. Under moderate use, with limited exposure to moisture, salt water, corrosive agents, excessive loads, shock loading and excessive wear, pulleys may last many years. However, many events such as taking a large dynamic load, dropping, or other events which cause physical damage, can reduce the lifespan of this pulley dramatically. Using soap to clean the pulley may reduce the life of bearings and bushings. You must inspect your pulley frequently and take personal responsibility for evaluating its condition and retiring unsafe gear. Inspection is extremely important, but visual inspection only will not assure that damage has not occurred. If history of the pulley is unknown or if based on the history of the use of this pulley there is any doubt regarding the safety of this pulley, it should be removed from service. You should destroy retired gear to prevent future use. STORAGE AND TRANSPORT Store and transport in a dry, clean condition, away from sources of severe vibration, humidity, direct heat, sunlight and any physical or chemical contaminants. CHOOSING OTHER COMPONENTS Use this product with other compatible CEN certified mountaineering equipment. Rock climbing and mountaineering require the use of dynamic ropes (EN 892) that absorb energy when arresting a fall. It is your responsibility to learn the correct techniques for all of your climbing gear.

Material

HT-P04 made by Aluminum.

Marking

The product is marked with:



HOATER means brand name
EN12278:2007: means European standard and public year,
CE means conform according to Regulation 2016/425; the vertical dimension of the CE marking not less than 5mm
1019 means notified body number (VVUU a.s., Pikartská 1337/7, Ostrava-Radvanice, 716 07, Czech Republic)
Max 15mm diameter rope



