



使用说明书

Instructions for use

个人装备：救援、攀登、绳索、器材专业制造商

Professional manufacturer of industrial, outdoor, rope, equipment



Made in China
Hangzhou City, Zhejiang Province, China
3507, Xinghui Center, No. 723 Dayuan Road, Lin'an District, Hangzhou City, Zhejiang Province, China
杭州市临安区天目山大道723号 3507
E-mail: sales@hoater.net Web: www.hoater.com
Tel: 0086-571-6107757 Fax: 0086-571-6107752
HOATER (Hangzhou) Safety Technology Co., Ltd.
霍安英 (杭州) 安全科技材料有限公司

ENGLISH

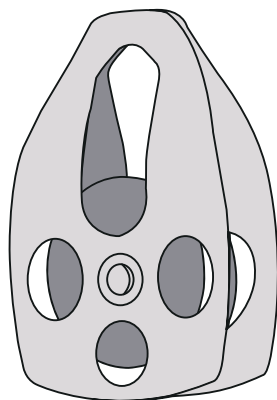
Applic to pulley : HT-P03

Manufacturer: HOATER (Hangzhou) Safety Technology Co., Ltd.
3507, Xinghui Center, No. 723 Dayuan Road, Lin'an District, Hangzhou City, Zhejiang Province, China

Notified body for EU type examination and production control:

Notified body for EU type examination and production control: VVUÚ a.s (1019)

Pikartská 1337/7, Ostrava-Radvanice, 716 07, Czech Republic



The use of HT-P03 Pulley is intended for mountaineering, climbing and related activities. This product meets European Standard EN12278:2007. If the product is re-sold outside the original country of destination the reseller shall provide instructions for use, for maintenance, for periodic examination and for repair in the language of the country in which the product is to be used.

WARNING

This product is for climbing and mountaineering only. Climbing and mountaineering are dangerous. Understand and accept the risks involved before participating. Minors and others not able to assume this responsibility must be under the direct control of an experienced and responsible person. You are responsible for your own actions and decisions. Before using this product, read and understand all instructions and warnings that accompany it and familiarize yourself with its proper use, capabilities and limitations. Seek qualified instruction. Do not modify this product in any way. Failure to read and follow these warnings can result in severe injury or death!

LIMITATIONS:

- Consider the following application limitations before using this equipment:
1. The equipment shall not be used outside its limitations, or for any purpose other than that for which it is intended.
 2. The product should only be used by trained and/or otherwise competent persons or the user should be under the direct supervision of a trained and/or competent person.
 3. No more than one personal protective system may be connected at one time.
 4. During the use, User use equipment must under supervision.
 5. Ensure compatibility of all other products used with the equipment when assembled into a system.
 6. The user should carry out a pre-use check of the equipment, to ensure that it is in a serviceable condition and operates correctly before it is used.
 7. This product is designed for use in normal climatic conditions (-40°C - +50°C). Wet and icy conditions will not reduce the strength of this product. It may be suitable for other conditions, please consult your supplier.
 8. Dangers May arise by use of combinations of items of equipment in which the safe function of any one item is affected by or interferes with the safe functions of another. Ensure the compatibility of items of equipment when assembled into a system;
 9. No special transportation precautions are necessary; however, avoid all

10. Care must be taken to avoid loading this product over edges and other obstructions. Check the anticipated orientation during loading before use.

11. Anchors.

11.1 The anchorage point of the fall arrest system should be above the position of the user and conform to EN795:2012 and have a minimum strength of 12kN.

11.2 Positioning of the anchorage point is crucial for safe fall arrest and this must take into account the anticipated fall distance including rope stretch, the deployment of the shock absorption system (where used) and the length of the connector so that obstructions (such as the ground) may be safely avoided.

11.3 Mountaineering: the user is advised that the security of any rock, snow or ice (or any combination of these) anchorage point (belay) natural or unnatural cannot be guaranteed as safe and therefore good judgment by the user is a necessity in order to obtain adequate protection.

BEFORE USE

The techniques employed in the proper and safe use of this equipment may only be learned through PERSONAL instruction received from an instructor who is well-qualified in all phases of vertical rope work. Such instruction will include an evaluation of your comprehension of, and ability to perform, the tasks required to safely and efficiently use this equipment. Never attempt its use until you have received such instruction and are believed competent by your instructor.

INSPECTION

Pulleys must be visually and manually inspected before and after each use to verify that the device is operating correctly. Any product which has been withdrawn from service must be inspected by a competent person and may only be returned to service if said competent person authorizes in writing the use of that product. Where any product fails an inspection, has been used in a live rescue (not training) and/or has seen the force of a fall, it is to be immediately taken out of service and tagged unusable. Such products must be certified by the manufacturer or their representative prior to re-instatement to service.

During the user inspection you must:

- A) The sheave rotates freely in the assembly;
- B) Ensure there is no dirt build up in the area of the sheave and pulley cheeks;
- C) There is no deformation of the pulley cheeks;
- D) There is no corrosion of the metal components;
- E) There are no cracks or breaks in the body of the pulley

HOW TO USE THE PRODUCTS

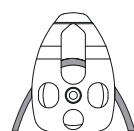


Figure 1



Figure 2

(1) Installing the rope according to Figure1

(2) Use the figure 2 type carabiner to connect the main attachment point.

Note: Use this product with other compatible CE certified mountaineering equipment.

Warning

Immediately retire the devices if:

- it fails to pass inspection,
- it has been subjected to a major fall or load,
- you do not know its full usage history, - it is non conforming to updated norms, not suitable or compatible to the present techniques,
- you have any doubts as to its integrity. To prevent future use, destroy retired equipment.

When suspect that the product is no more safety and reliable, please contact the manufacturer or the distributor.

MAINTENANCE AFTER USE

Carefully clean with clear water (no soap) and dry this pulley to remove all dirt or foreign material and moisture. Minor sharp edges may be smoothed with a fine abrasive cloth, before cleaning. No lubrication is required. Do Not Disassemble. Store in a clean, dry place.

REMOVAL FROM SERVICE

This pulley should be removed from service if it has been dropped, or exposed to heat sufficient to alter its surface appearance, or if distortion of any part is apparent, or if any cracks are apparent, or if it has scratches or gouges of more than a superficial nature, or the pulley has been disassembled.

The cost to inspect and repair a pulley that is visually damaged, or that may have been damaged by impact loading or other abuse, will exceed the cost of its replacement with a new model.

LIFESPAN

The service life of pulleys is largely dependent on the type of use and the environment used in.

Under moderate use, with limited exposure to moisture, salt water, corrosive agents, excessive loads, shock loading and excessive wear, pulleys may last many years. However, many events such as taking a large dynamic load, dropping, or other events which cause physical damage, can reduce the lifespan of this pulley dramatically. Using soap to clean the pulley may reduce the life of bearings and bushings.

You must inspect your pulley frequently and take personal responsibility for evaluating its condition and retiring unsafe gear. Inspection is extremely important, but visual inspection only will not assure that damage has not occurred. If history of the pulley is unknown or if based on the history of the use of this pulley there is any doubt regarding the safety of this pulley, it should be removed from service. You should destroy retired gear to prevent future use.

STORAGE AND TRANSPORT

Store and transport in a dry, clean condition, away from sources of severe vibration, humidity, direct heat, sunlight and any physical or chemical contaminants.

CHOOSING OTHER COMPONENTS

Use this product with other compatible CE certified mountaineering equipment.

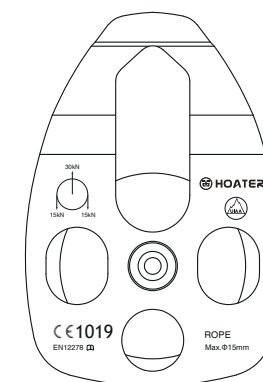
Rock climbing and mountaineering require the use of dynamic ropes (EN 892) that absorb energy when arresting a fall. It is your responsibility to learn the correct techniques for all of your climbing gear.

Material

HT-P03 made by Aluminum.

Marking

The product is marked with:



HOATER means brand name

EN12278:2007: means European standard and public year,

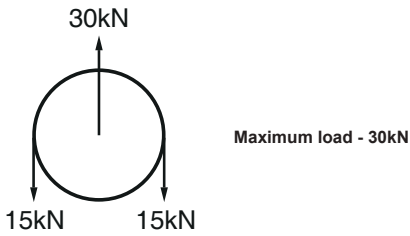
CE means conform according to Regulation 2016/425; the vertical dimension of the CE marking not less than 5mm

1019 means notified body number (VVUÚ a.s., Pikartská 1337/7,

Ostrava-Radvanice, 716 07, Czech Republic)

Max 15mm diameter rope





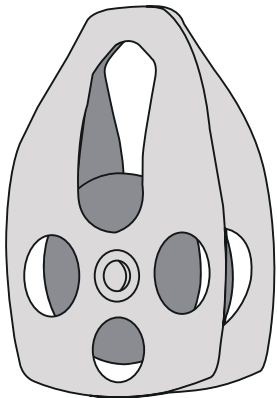
Warning: The marking should be periodically checked for the legibility and marking shall be clearly, durably and permanently marked by any mean without effect on material.

Declaration of conformity
Declaration of conformity for harness HT-P03 available on www.hoater.com

Record
Keep a record for each products.

CHINESE

货号: HT-P03
制造商: 霍安克 (杭州) 安全技术有限公司
 中国浙江省杭州市临安区大园路 723 号星汇中心 3507
欧盟型式检验和生产控制认证机构:
 VVUÚ a.s (1019) Pikartská 1337/7, Ostrava-Radvanice, 716 07, Czech Republi



HT-P03 滑轮用于登山、攀登及相关活动。本产品符合欧洲标准 EN12278:2007
 如果产品在原目的地国家 / 地区以外转售，经销商应以产品使用所在国家 / 地区的语言提供使用、维护、定期检查和维修说明。

警告
 本产品仅供攀登和登山使用。攀登和登山是危险的。了解并接受风险在参与之前参与。未成年人和无法承担此责任的其他人必须由经验丰富且负责的人员直接控制。您对自己的行为和决定负责。在使用本产品之前，请阅读并理解随附的所有说明和警告，并熟悉其正确使用、功能和限制。寻求合格的指导。请勿以任何方式修改本产品。不阅读和遵守这些警告可能会导致严重伤害或死亡！

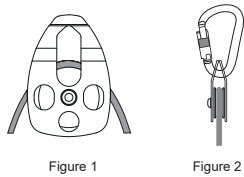
限制:
 在使用本设备之前，请考虑以下应用限制：
 1. 设备不得在其限制范围之外使用，或用于其预期用途以外的任何目的。
 2. 该产品只能由受过培训和 / 或其他有能力的人员使用，或者用户应在受过培训和 / 或有能力的人员的直接监督下使用。
 3 一次只能连接一个以上的个人防护系统。

- 4 在使用过程中，用户使用设备必须在监督下。
5. 确保组装到系统中时与设备一起使用的所有其他产品的兼容性。
- 6 用户应对设备进行使用前检查，确保设备处于可使用状态并正常运行后再使用。
7. 本产品设计用于正常气候条件 (-40°C - +50°C)。潮湿和结冰的条件不会降低本产品的强度。它可能适用于其他条件，请咨询您的供应商。
8. 使用设备的组合可能会产生危险，其中任何一个项目的安全功能会受到另一个项目的安全功能的影响或干扰。确保组装到系统中的设备项目的兼容性；
9. 不需要特殊的运输预防措施；但是，请避免与化学试剂或其他腐蚀性物质接触。
10. 必须小心避免将本产品装载到边缘和其他障碍物上。使用前检查装载期间的预期方向。
11. 锚。
- 11.1 防坠落系统的锚固点应高于使用者位置，符合 EN795:2012，最小强度为 12kN。
- 11.2 锚固点的定位对于安全防坠落至关重要，这必须考虑到预期的坠落距离，包括绳索伸展、减震系统的部署（如果使用）和连接器的长度，以便障碍物（例如地）可以安全地避免。
- 11.3 登山：建议用户注意，任何自然或非自然的岩石、雪或冰（或这些的任何组合）锚固点（保护）的安全性都不能保证是安全的，因此用户必须做出良好的判断，以便获得足够的保护。

使用前
 正确和安全地使用该设备所采用的技术只能通过从在垂直绳索工作的所有阶段都合格的教练那里获得的个人指导来学习。此类指导将包括评估您对安全有效地使用该设备所需的任务的理解和执行能力。
 在您收到此类指导并相信您的教练能够胜任之前，切勿尝试使用它。

- 检查**
 在每次使用之前和之后，必须对滑轮进行目视和手动检查，以验证设备是否正常运行。任何已停止使用的产品必须由合格人员进行检查，并且只有在合格人员书面授权使用该产品的情况下才能恢复使用。如果任何产品未通过检查、已用于现场救援（非培训）和 / 或经历过坠落力，应立即停止使用并标记为不可用。此类产品在重新投入使用之前必须经过制造商或其代表的认证。
 在用户检查期间，您必须：
 a) 滑轮在组件中自由转动；
 B) 确保滑轮区域没有污垢堆积和滑轮面颊；
 c) 滑轮颊板无变形；
 D) 金属部件无腐蚀；
 E) 皮带轮本体无裂纹或断裂

如何使用产品



- (1) 按图 1 安装绳索
 - (2) 使用图 2 型登山扣连接主连接点。
- 注意：将此产品与其他兼容的 CEN 认证登山设备一起使用。

警告
 如果出现以下情况，请立即停用设备：
 - 未通过检查，
 - 曾遭受重大跌落或负载，
 - 您不知道其完整的使用历史，- 它不符合更新的规范，不适合或不兼容当前技术。
 - 您对其完整性有任何疑问。为防止将来使用，请销毁退役设备。
 当怀疑产品不再安全可靠时，请联系制造商或经销商。

使用后的维护
 用清水（无肥皂）仔细清洁并擦干该皮带轮以去除所有污垢或异物和水分。在清洁之前，可以用细砂布将较小的锋利边缘弄平。不需要润滑。不要拆卸。存放在清洁、干燥的地方。

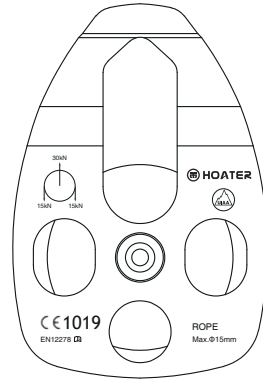
停止服务
 如果滑轮跌落，或暴露于足以改变其表面外观的热量，或任何部件明显变形，或任何裂纹，或如果它有超过肤浅的性质，或滑轮已被拆卸。检查和修理目视损坏或可能因冲击载荷或其他滥用而损坏的滑轮的成本将超过更换新型号的成本。

寿命
 滑轮的使用寿命很大程度上取决于使用类型和使用环境。在适度使用、有限暴露于湿气、盐水、腐蚀性剂、过度负载、冲击负载和过度磨损的情况下，滑轮可能会使用很多年。然而，许多事件，例如承受较大的动态负载、跌落或其他导致物理损坏的事件，都会显着降低该滑轮的使用寿命。使用肥皂清洁皮带轮可能会缩短轴承和衬套的使用寿命。

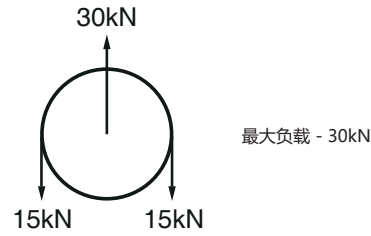
您必须经常检查您的皮带轮，并承担评估其状况和淘汰不安全装备的个人责任。检查非常重要，但仅目视检查并不能确保没有发生损坏。如果滑轮的历史未知，或者根据该滑轮的使用历史，对该滑轮的安全性有任何疑问，则应停止使用。您应该销毁退役装备以防止将来使用。
储存和运输
 在干燥、清洁的条件下储存和运输，远离剧烈振动、潮湿、直接热源、阳光和任何物理或化学污染物。
选择其他组件
 将此产品与其他兼容的 CEN 认证登山设备一起使用。
 攀岩和登山需要使用动态绳索 (EN 892)，以在阻止跌倒时吸收能量。您有责任为您的所有攀登装备学习正确的技术。

材料
 HT-P03 由铝和不锈钢制成。

打标
 该产品标有：



HOATER 是品牌名称的意思
 EN12278:2007: 指欧洲标准和公共年份，
 CE 表示符合法规 2016/425；CE 标志的垂直尺寸不小于 5mm
 1019 表示公告机构编号 (VVUÚ a.s., Pikartská 1337/7, Ostrava-Radvanice, 716 07, Czech Republic)
 最大直径 15mm 的绳索



警告: 应定期检查标记的易读性，标记应以任何方式清晰、持久和永久地标记，而不影响材料。

符合性声明
 可在 www.hoater.com 上获取绳索 HT-P03 的符合性声明

记录
 为每个产品保留记录。

识别及保修证书 Identification and warranty certificate	
产品类型： Product type	
产品型号： Product number	
制造年份： Year of manufacture	
购买日期： Purchase date	
购买自： Purchased from	
首次使用日期： Date of first use	
监督者： Regulators	
使用者： User:	
公司机构： Company	
注释： Comments	
本文件附属于本产品或使用系统 This documentation should be issued with and kept for each item or system	

定期检查 / 每 3 个月例行检查 Regular inspection/routine inspection every 3 months			
日期 Date	结果 Decision	检查者 Inspector	下次检查日期 Next inspectioning
本文件附属于本产品或使用系统 This documentation should be issued with and kept for each item or system			